

LIGHT BUCKET ASTRONOMY

A High Speed Electrometer for Photodiode Photometers

Bruce D. Holenstein, Dylan R. Holenstein,
Richard J. Mitchell, and Alexander J.
Demirjian

2010-2011 Alt-Az Initiative Hawaii
Conference on Light Bucket Astronomy



Agenda


- ◆ Photometer requirements
- ◆ Role of the Electrometer
- ◆ Commercial Units
- ◆ Custom electrometer

Photometer Requirements

- Requirements
 - ◆ Very low noise – TEC cooled, TIA in cooler
 - ◆ High sensitivity – 10^9 V/A and up
 - ◆ Bandwidth – Low C, 300Hz and up
 - ◆ Affordable/replicable - <\$3k
- ◆ Fast diaphragm-limited photometry
 - ◆ Silicone, InGaAs, PMT
- ◆ High Time Resolution Astronomy (future)

Commercial Diaphragm-limiting photometers

- ◆ Optec
 - ◆ SSP₃A – Si photodiode
 - ◆ SSP-₄A – NIR
 - ◆ SSP-₅A – PMT
- ◆ Issues
 - ◆ $F/\# > 4$
 - ◆ Bandwidth
 - ◆ Desensitized
 - ◆ Dynamic range (PMT)
 - ◆ TIA not cooled (Vis)

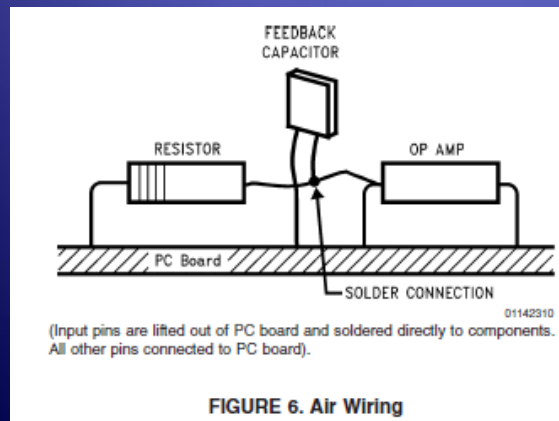
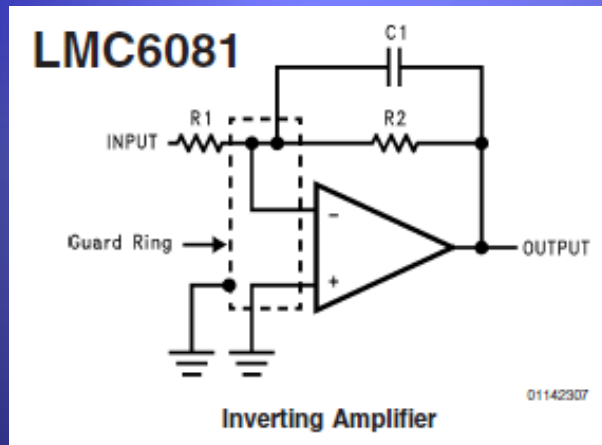


SSP-5A

SSP-3

Electrometer

- ◆ Transimpedance amp - current amp with a very high input impedance



AC Electrical Characteristics

Unless otherwise specified, all limits guaranteed for $T_J = 25^\circ\text{C}$,
 $= 0\text{V}$, $V_{\text{CM}} = 1.5\text{V}$, $V_{\text{O}} = 2.5\text{V}$ and $R_L > 1\text{M}$ unless otherwise specified.

Symbol	Parameter	Conditions	Typ (Note 5)	Units
SR	Slew Rate	(Note 8)	1.5	V/ μs Min
GBW	Gain-Bandwidth Product		1.3	MHz
i_n	Input-Referred Current Noise	$F = 1\text{ kHz}$	0.0002	$\text{pA}/\sqrt{\text{Hz}}$
I_{OS}	Input Offset Current		0.005	μA Max
R_{IN}	Input Resistance		>10	Tera Ω


COTs Units

- ◆ Newport Oriel
- ◆ Femto
- ◆ HP Agilent
- ◆ Cremat
- ◆ SRS
- ◆ AmpTEK - Coolfet

Variable Gain Low Noise Current Amplifier DLPCA-200



- Transimpedance Gain from 10^3 to 10^{11} V/A
- Input Noise down to 4.3 fA/ $\sqrt{\text{Hz}}$
- Bandwidth up to 500 kHz
- Rise Time down to 700 ns
- Adjustable Bias Voltage
- Manual and Remote Control



70710 Current Preamp

[Home](#) > [Products](#) > [Scientific Instruments](#) > SR570



Current Preamp SR570 — Low-noise current preamplifier

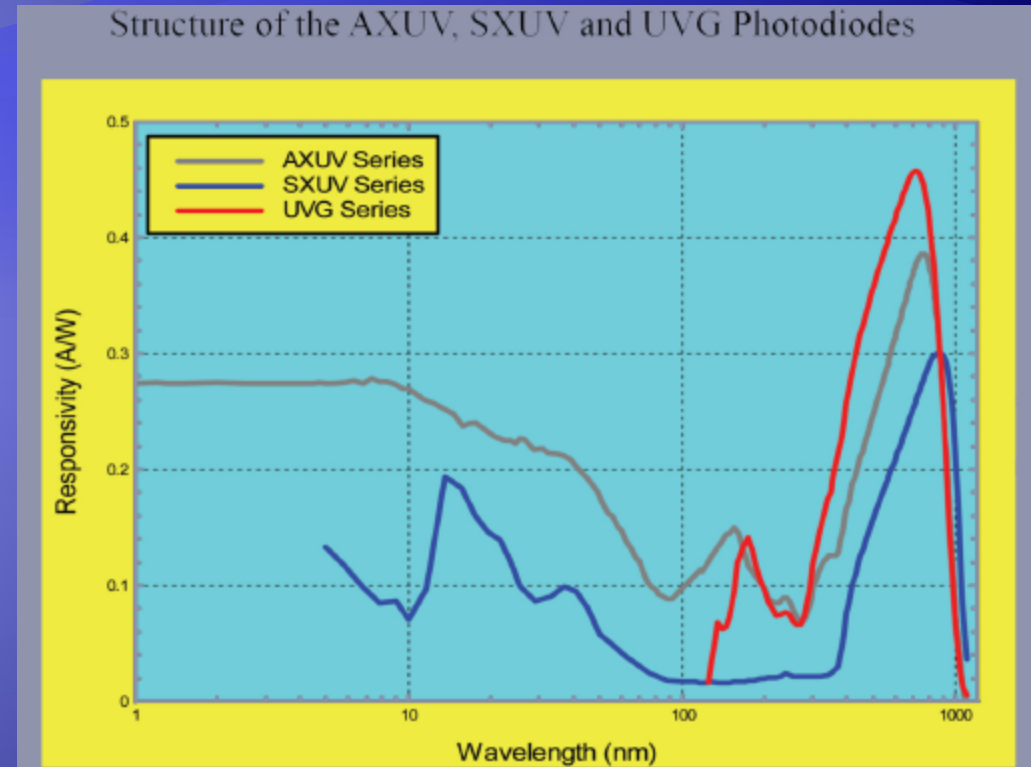


- 5 fA/ $\sqrt{\text{Hz}}$ input noise
- 1 MHz maximum bandwidth
- 1 pA/V maximum gain
- Adjustable bias voltage
- Two configurable signal filters
- Variable input offset current
- Line or battery operation
- RS-232 interface

Custom photometer for LBT

Current state

- ◆ Visible Diodes
 - ◆ IRD UVG100 (high-C)
 - ◆ Hamamatsu (various Si)
- ◆ 5kHz BW transimpedance amplifier, 10^{10} V/A
- ◆ Port of FCO PBPHOT software underway



Source: IRD lit.

UVG Absolute Devices/Transfer Standards

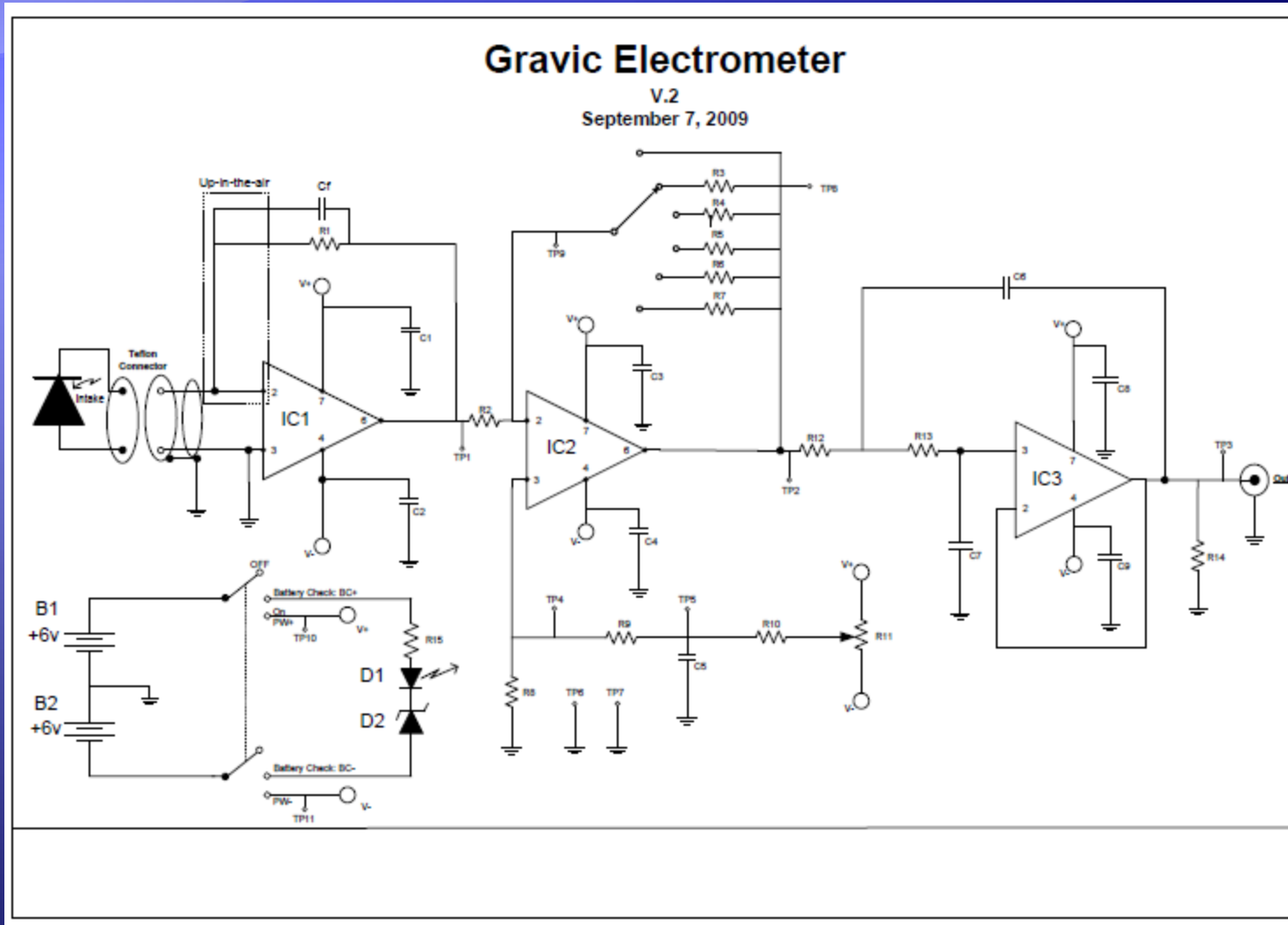
Model no.	Sensitive Area (mm ²)	Size (mm)	Shunt Resistance (MΩ)**	Capacitance @ 0V (nF)**	Risetime (10-90%) (μSec)**	Package/ Page no.
UVG100	100	10 X 10	100	20	10	C100/17

High Speed Electrometer I



High-Speed Electrometer II

- ◆ IRD detector
- ◆ 5kHz BW
- ◆ Also added overload circuit



Electrometer parts

- ◆ R₁ – has to be modest to maintain BW

PARTS LIST

<u>Resistor</u>	<u>Value (ohms)</u>	<u>Capacitor</u>	<u>Value (Farads)</u>	<u>Op Amp</u>	<u>Value</u>	<u>Battery</u>	<u>Value (volts)</u>	<u>Diode</u>	<u>Value</u>
R1	5G, 1%	C1	.1u	IC1	LMC6081	B1	6	D1	LED - 10mA
R2	5k, 1%	C2	.1u	IC2	OPA621	B2	6	D2	ZENER - 9v
R3	5k, 1%	C3	.1u	IC3	OPA621				
R4	50k, 1%	C4	.1u						
R5	500k, 1%	C5	.1u						
R6	5M, 1%	C6	3u						
R7	50M, 1%	C7	3u						
R8	100, 5%	C8	.1u						
R9	50k, 5%	C9	.1u						
R10	50k, 5%	Cf	R1/Detector specific-see LMC6081 spec.						
R11	100K, 5%								
R12	10k, 5%								
R13	10k, 5%								
R14	50, 5%								
R15	300, 1%								

Lecroy WR6100A

- ◆ Quad channel
- ◆ 1GHz BW
- ◆ 10GS/s interleaved
- ◆ Real-time digital signal processing (HTRA experiments)

Utilities	Status	Remote	Hardcopy	Aux Output	Date/Time	Options	Close
Model Number :	WR6100A					Operating System : Microsoft Windows XP Professional Service Pack 2	
Serial Number :	LCRY0604P14561					Processor Memory : 496 MBytes	
Firmware Version :	5.1.2.8 (build 96481)					Processor Speed : 2.00 GHz	
Hardware Options :	-VL						
Software Options :	CAN01 DFP2 EMC ET I2C LA PMA2 SDM SPI UART WSCAN XMAP XWEB						

Contact

- ◆ Email: bholenstein@gravic.com
- ◆ Initiative Website - www.AltAzInitiative.org
- ◆ Yahoo Discussion Group - <http://groups.yahoo.com/group/AltAzInitiative>

More details:

The Alt-Az Initiative: Telescope, Mirror, & Instrument Developments, eds. Genet, Johnson, & Wallen, (Payson, AZ: Collins Foundation Press) 2010